


CRIME PREVENTION TIPS AND CRIME WATCH INFORMATION



**CHARLESTON POLICE
DEPARTMENT**

DISPATCH: 577-7434


EMERGENCY: 911

MY BLOCK CAPTAIN IS: _____

HIS / HER PHONE NUMBER : _____



NEIGHBORHOOD WATCH




HOW TO REPORT A CRIME

1. For EMERGENCIES and IN-PROGRESS CRIMES dial **911**. For Suspicious Activity, People, or Vehicles call **577-7434**.
2. Identify yourself – name, address, telephone number
3. Type of crime or activity
4. “In-Progress” or “Has Occurred”
5. Where? Be as specific as possible.
6. Description of Suspect(s), how many, whether armed...
WRITE IT DOWN!
7. Description of Vehicle(s), tag number, dents, etc...
WRITE IT DOWN!
8. Direction of travel – use landmarks (towards or away from)
9. Stay on the line as long as possible.
10. Call a neighbor to watch if they move out of sight.



NEIGHBORHOOD WATCH



SUSPICIOUS ACTIVITY LIST

1. Anyone looking into or forcibly entering a car or home
2. Someone running from a car, home, or business
3. Sound of breaking glass.
4. Someone carrying a weapon
5. Screams
6. Stranger offering children candy or gifts
7. Loiterer who doesn't belong in the area
8. Persons walking around the neighborhood with items which may have been stolen
9. Anyone ringing or knocking at your door with unreasonable explanation (or reasonable, if they want to "use your phone")
10. Persons loitering around school grounds
11. Strange vehicles passing through, parked with occupants, or abandoned for several days, especially with windows left down
12. A clean car with dirty plates / dirty car with clean plates

VACATION SECURITY CHECKLIST

Thieves look for “TARGETS of OPPORTUNITY”. There are many things you can do to avoid becoming a victim when you are going to be away. Mainly, try to give the illusion you are home.

- Call CPD (577-7434) to have house placed on “Keep-a-Check” list.
- Have Deadbolt Locks installed on all exterior doors (Single-cylinder on solid doors / walls, Double-cylinder when near a window)
- Keep an inventory list and photos of all serial numbered items, engrave them with your Drivers License Number, to help get them back.
- Double-check ALL windows and doors (basements, bathrooms, kitchens)
- Leave a car in the driveway
- Use timers for Exterior AND Interior lights, TVs, stereos, etc.
- Tell a trusted neighbor about plans, leave emergency contacts and a key. Ask them to check the house and call Police if they see people around.
- Limit how many people you tell of your plans. Word may spread.
- Cancel newspapers, have mail held, or at least ask the neighbor to bring them in for you. If leaving for a week, have them put the trash can out. It is an obvious marker that you are gone.
- Upon returning, walk around the house once to look for any signs of a break-in. You don't want to walk into a crime-in-progress. If you see something open or broken, go next door and CALL POLICE.

Property Security Check For info call Crime Prevention 720-2438

Exterior

Lighting – Dusk-to-Dawn or Timer is better than Motion
Out-Buildings / Sheds - Close Locks, Strengthen Latches
Ladders – Secure in garage, or chain to fencing
Battering objects – Secure loose bricks and blocks inside
Unsecured property – Secure bicycles, lawn equipment
Accesses – Secure dormers, under-house accesses

Interior

Door locks – Deadbolts, and long 3”screws in strike plate
Peep Holes – Place 4 1/2 to 5 feet high on door
Sliding Doors – “Charley-Bar”, Pin, Screws in top track
Window Locks – Pin Wooden Windows, Key Locks
Valuables Storage – Lock / Store away from regular locations
Property Marking – Engrave Drivers License Number
Property Inventory – List Brand, Model # ,Serial#, Value
Access to telephone - At least one Corded Phone in house
Interior locks – Locks on Guns and Gun Cabinets, Jewelry
Keys – Who has keys? Is it time to Re-Key Locks?
Door from Garage – Lock it. Garage door doesn't always close.

Vehicle

License Tag/ Vin recorded – KNOW YOUR TAG NUMBER
Valuables out of sight – Take inside or lock in the trunk
CD Players / Cases – Remove Faceplate, Take CDs inside
Locks / Keys – ALWAYS Lock the Car, Take the Keys
Parking - Park in a well lit area, turn on outside Garage Lights

Do you know who is working for you?

City Police Dept. Record Check - These must be requested by the individual prospective employee in person at the Police Department (Records Office) at 180 Lockwood Blvd. They must provide picture ID and it costs \$5.00. It usually takes a day or two. The result will either be a letter stating that they have no known criminal history in the City, or a printout listing their charges and convictions. You can use the results of the check, or, conversely their reluctance to provide one, in your hiring decisions. It will only cover charges made by the Charleston Police and any expunged records or charges will be listed as no-record.

Charleston County Website- www.charlestoncounty.org - Public Information on the internet, click on *Clerk of Court*, then *on-line case search*. You can look up an individual under *Criminal Court* in either Magistrates' or General Sessions to find criminal charges, bond amounts, and conviction / sentence data. Note that a single charge may have several entries regarding different stages of court, so 5 entries might stem from only one charge. Also, common names should be verified through other identifiers before discounting someone solely on the basis of this source. You may also *click* on *Civil Court* to see if he or his company has been or is currently involved in a lawsuit. This may weigh heavily on your decision to hire them.

SLED Record Checks-via website- www.sled.state.sc.us - These are often required of daycare workers, financial services employees. They cost \$25 on-line. They require a social security number and birthdate, are the only way to get interstate NCIC "rapsheets".

SLED Sex Offender Registry-via website- www.sled.sc.us/SLED - This can be checked by an individual's name or by your zip code. Be aware, however, that if you find a neighbor listed for example, you are forbidden by law to harass the person. If they are in full compliance with registry rules, any harassment, vandalism, assault or other crime a citizen commits against them will result in double penalty against the citizen.

Checking Businesses:

Better Business Bureau- 766-9616 Has operators you can speak to, but also has an automated system that allows you to check for complaints by entering the business' phone number, address, or name.

Contractors' Licensing - (803)896-4686 Check on license, bonding, and insurance requirements.

Contractor License Verification - (803)898-5872 To verify the existence or status of a license.

S.C. Dept. of Revenue - (803)898-5000

City of Charleston Business License office-724-3711

This information is provided as a public service to help reduce your risk of being victimized. For questions, call the CPD Crime Prevention Office at 720-2438.

GRAFFITI 958-6438

Citizens may call this voicemail to have graffiti removed from buildings, signs, walls, etc. This number WILL NOT dispatch an officer or file a report. It is for cleanup only.

Include the following:

- **Your Name and Number for follow-up details**
- **Exact Location**
- **Size and Type of Graffiti**
- **Wording of Graffiti if Legible (profanity, threat?)**
- **Background Color and Surface**
- **Public or Private Property**
- **How long has it been there?**

Effort will be made to remove the graffiti as soon as possible. Some may take longer than others, may be on surfaces too difficult to clean, or too dangerous to get to. If it remains longer than a week, call back and ask to be contacted.

The line is a voicemail, checked on weekdays. It is not manned. For immediate assistance, to report an in-progress vandalism, or to file a written vandalism report, call Charleston Police at 577-7434.